



BOTTLES – CANS and a lot more

THE LATEST GENERATION

Innovative, flexible and energy-saving.

Glass-front vendors for bottles, cans and more.

ROBIMAT RANGE



Robimat 75 EC



Robimat 75 EC RAL 9005 (black)

The Concept

It's innovative lift system, full length glass front and new lighting system with low-energy LED lamps are aesthetically pleasing and promote impulse purchases. Many years of experience and the latest in modern technology has resulted in the development of a machine that creates quite a stir with its cutting-edge design and potential to save on energy costs. This machine is known as "Robimat".

With their all-over LED-illuminated multi-layer glass door the Robimat vending machines afford a clear view of a wide range of tempting products, which clearly enhances the sales appeal.


The variety of products in the Robimat cannot be surpassed: it is possible to vend up to 48 (Robimat 75) or even up to 64 (Robimat 99) different kinds of beverages (on 8 shelves), with bottle sizes from 0.2 l to 1.25 l. The number may vary for some bottle shapes.

The lift system ensures that the drink is smoothly transported to the customer within seconds.

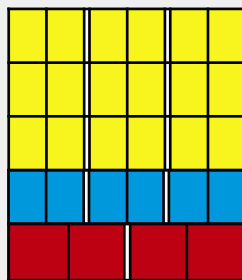
ROBIMAT: A great new concept – developed for success.

The finest technology available:


- SMD-Vending Machine Controller with flash EPROM (software upload without eprom change either by using a programming unit, handheld computer, PC or via telemetry)
- Cassette cooling unit for climate class N (32 °C). The airflow is directed to the products at the front of each shelf so that the temperature inside the machine is not greatly affected when new products are loaded which may be warmer.
- 2-door system for perfect separation of the chilled and the non-chilled areas. The sliding door offers easy access to VMC and credit systems.
- Modular system is service and environment-friendly
- The shelves are spiral and motor-free
- The front bar securely retains the products, even during the filling process.
- Can be moved without a pallet, using a lift-truck
- Coin slot and selection keypad are positioned at a suitable height for wheelchair users and children.
- Product delivery at ergonomic height; well protected against vandalism and manipulation.
- Uniform housing depth of 880 mm (same as for the FS/SÜ-range and the cold beverage vending machines FK 280, FK 220 and FK 320).
- Glass door: Multi-layer glass with special gas-insulation to reduce loss of heat.
- Door contact switch to ensure that filling and maintenance works can be done safely (the lift system stops and the light goes out).
- Machine, sales and technical data can be downloaded using a handheld computer (MDC) via the IR-interface (EVA-DTS) next to the display, or remotely using telemetry




Standard layout 1
5 shelves, 30 selections
e. g. PET 0.5 l (270)



Layout 2
5 shelves, 28 selections
e. g. 3 shelves PET 0,5 l (162)
1 shelf can 0.33 l (54)
1 shelf PET 1.0 l (28)



Layout 3
8 shelves, 48 selections
e. g. can 0.33 l (432)



Layout 4
4 shelves, 16 selections
e. g. bottle 0.7 l (112) or 1 l PET

Product area

There are 2 types of containers available to suit different product sizes:

- For containers from 53 to 66 (74*) mm in diameter or width:
Robimat 75: 1 shelf = 6 selections
Robimat 99: 1 shelf = 8 selections
- For containers from 53 bis 85 mm diameter or width:
Robimat 75: 1 shelf = 4 selections
Robimat 99: 1 shelf = 6 selections
- No adjustment is required when changing popular products

On any one shelf it is only possible to have one container type!

(* Robimat 99 only)

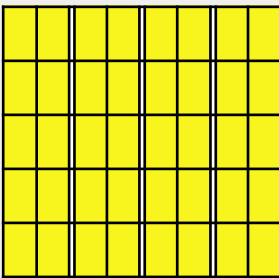
The different layouts

Robimat 75

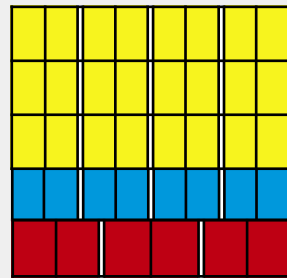
- Basic layout 1: 5 shelves, 5x3 double containers (66 mm dia.) 30 selections
- Layout 2: 5 shelves, 4x3 double containers (66 mm dia.) 1x2 double containers (85 mm dia.) 28 selections
- Layout 3: 8 shelves, 8x3 double containers (66 mm dia.) 48 selections
- Layout 4: 4 shelves, 4x2 double containers (85 mm dia.) 16 selections

Robimat 99


- Basic layout 1: 5 shelves, 5x4 double containers (74 mm dia.) 40 selections
- Layout 2: 5 shelves, 4x4 double containers (74 mm dia.) 1x3 double containers (85 mm dia.) 38 selections
- Layout 3: 8 shelves, 8x4 double containers (74 mm dia.) 64 selections
- Layout 4: 4 shelves, 4x3 double containers (85 mm dia.) 24 selections



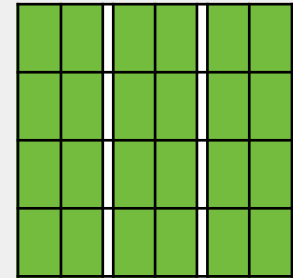
Standard layout 1
5 shelves, 40 selections
e. g. PET 0.5 l (360)



Layout 2
5 shelves, 38 selections
e. g. 3 shelves PET 0,5 l (216)
1 shelf can 0.33 l (72)
1 shelf PET 1.0 l (42)



Layout 3
8 shelves, 64 selections
e. g. can 0.33 l (576)



Layout 4
4 shelves, 24 selections
e. g. bottle 0.7 l (168)

Options

- Special cooling unit for fresh food items in the entire machine (< +4°C)
- Additional tilting shelves
- Additional three low-energy LED-fittings for optimum product presentation
- Telemetry connection
- 3 direct selection buttons
- Own branding upon request
- Special colour
- Variants:

Operating panel EC-design including:

illuminated product delivery carousel, advertising space on door and lift, stainless steel operating panel including locking lever protection with CES-lock and door gap cover.

Model EC-High-Security including:

same features as EC-model, but with additional anti-vandalism protection comprising 15 mm high-security multi-layer glass, coin insert slide and change return drum, hinge protection clamp.



Direct selection buttons

Three direct selection buttons, located just above the coin insert, are available as an option both the EC and EC-High Security operator panels. Easy-change product labels and user-friendly programmable buttons.



Front bar

Securely holds products in position, even when containers are tilted during filling. The bar also clearly displays the selection number and price.



Lift system

The "theatre" created by the lift enhances the machine's appeal and promotes sales. Products are not shaken during vending. The basket tilts towards the shelf to ensure accurate product transfer. A special eye-catcher: Programme an advertising run!



Illuminated product delivery carousel

Due to its locking operation, the delivery unit is well protected against vandalism and manipulation. A sensor checks that the carousel is empty before another product is delivered. Product delivery at ergonomic height: easy and comfortable for the customer.



Transport

Can be moved without a pallet, using a lift-truck.



Shelf system

The upper shelf tilts downwards for ease of filling; additional tilting shelves available as an option. Filling and delivery work according to the fifo-principle (first in, first out) in order to guarantee that newly added products are being chilled slowly, thus saving energy.



Technical Data

Machine type

Design version
Dimensions (h x w x d, mm)

ROBIMAT 75

Basic version or EC/EC-High-Security
EC-Design: 1,830 (1,915*) x 750 x 880
EC-High-Security Design: 1,830 (1,915*) x 750 x 911
(* height on delivery)

Weight approx.	370 kg
Cabinet colour	black, RAL 9005
Front/door	black, RAL 9005
Operator panel	stainless steel (EC or EC-High-Security)
Current and power usage	480 W
Voltage	230 V
Frequency	50 Hz
Current	16 A

Machine type

Design version
Dimensions (h x w x d, mm)

ROBIMAT 99

Basic version or EC/EC-High-Security
EC-Design: 1,830 (1,915*) x 990 x 880
EC-High-Security Design: 1,830 (1,915*) x 990 x 911
(* height on delivery)


Weight approx.	430 kg
Cabinet colour	black, RAL 9005
Front/door	black, RAL 9005
Operator panel	stainless steel (EC or EC-High-Security)
Current and power usage	480 W
Voltage	230 V
Frequency	50 Hz
Current	16 A

Credit system: Suitable for immediate installation of standard MDB-Coin mechanisms (preparation for BDV and EXECUTIVE available upon request). The machine can also be prepared to accept a banknote reader or a cashless payment system (e.g. keys, cards etc.).

Peripherals: There is sufficient space to fit a telemetry unit, for example the Sielaff Remote Controller (available as an option).

Please note: When placing an order, please specify descriptions and sizes of bottles/cans to be vended. Sielaff reserves the right to amend technical information contained in this leaflet without prior notice.

Okt 2008



Sielaff UK Ltd
Unit 1 Westgate Trading Estate
Aldridge
Walsall, West Midlands
GB-WS9 8EX
Telephone: +44 1922 743010
Telefax: +44 1922 743659
Email: info@sielaff.co.uk

Sielaff GmbH & Co. KG
Automatenbau
Münchener Str. 20
D-91567 Herrieden
Tel: +49 98 25 / 18-0
Fax: +49 98 25 / 18-155
E-Mail: export@sielaff.de
Internet: www.sielaff.com